

Preteen | W1

Small Group (15 minutes)

Social: Providing Time for Fun Interaction

Opening Activity

Large Group (35 minutes)

Story: Communicating God's Truth in Engaging Ways

Worship: Inviting People to Respond to God

Opener

Worship

Bible Story (sections about God's Big Story are listed as optional)

Prayer

Small Group (25 minutes)

Groups: Creating a Safe Place to Connect

Bible Story Review

Application Activity

Memory Verse Activity

Prayer Activity

Home: Prompting Action Beyond the Experience

Parent Cue Card (Print or Email)

Devotionals for Kids

Parent Cue App



Bible Story

Jesus Teaches Nicodemus • *John 3:1-21*

Bottom Line

God loves the whole world.

Monthly Memory Verse

"I give you a new command. Love one another. You must love one another, just as I have loved you." • John 13:34 NIV




5 min

Social

5 min

Preteen Social Activity | Made to Play

What You Need

 Offering Container	1
 Craft stick	1
 Small candy hearts	Several

What You Do:

- Welcome kids by name as they arrive with a high-five, fist bump, or a wave.
- Invite any kids who brought an offering to place it in the offering container.
- Give each kid a handful of candy hearts and one craft stick.
- Explain the challenge: Each kid is to place the end of a craft stick in their mouth. They have to see how many candy hearts they can stack on the end of their stick without dropping them.
- Give them a few minutes to try the challenge. It will be tricky and silly.
- Celebrate all attempts, whether they stack one heart or ten.

What You Say:

"That was really tough—and pretty funny to watch! Balancing those hearts took a lot of focus. We use hearts to talk about love all the time. **[Transition]** But in our true story from the Bible today, Jesus talked to a man named Nicodemus about a love that is way bigger than candy hearts. Jesus explained that God sent His Son so that anyone who believes in Him will not die but will have eternal life—they will be His friend, forever. Let's go hear about it!"

5 min

Bible Story Review

5 min

Preteen – Bible Story Extension | Made to Connect

What You Need

No supplies needed

What You Do:

- Ask the group: "In the conversation we looked at today, Jesus tells Nicodemus that **[Bottom Line] God loves the whole world**. Just how big is the 'whole world'?"
- Ask the kids to guess these fun facts, then give them the answer.
 - How many countries are in the whole wide world? (*around 195*)
 - How many people are in the world? (*over 8 billion*)
 - How many different languages are spoken in the world? (*over 7,000*)
- Now, discuss the following questions:
 - Why do you think Nicodemus, who was a religious leader, might have had a hard time understanding that God's love was for *everyone*?
 - What makes it hard for us sometimes to believe that God loves the *whole* world—even people who are very different from us?
 - How does remembering that God loves everyone change the way you see people at your school or in your neighborhood?

What You Say:

"These numbers are mind-blowing! It's hard to even imagine that many people and places. But the most amazing truth from our story today is that God's love is big enough for every single one of them. Jesus gave Nicodemus a picture of His love by mentioning Moses lifting up a bronze snake in the desert. Just as people looked at the snake to live, Jesus would be lifted up on the cross to bring life to everyone who looks to Him. No matter where you live, what language you speak, or what you've done, God's love is for you. **[Bottom Line] God loves the whole world!**"



5 min

Application Activity

5 min

Preteen – Take a Snapshot | Made to Imagine

What You Need

-  Pretend microphone (or a water bottle, marker, etc) 1
-  Service bell 1

What You Do:

- Say: "You are each going to have a turn being the host of your own online channel!"
- Pass the "microphone" to the first person.
- Place the service bell in the center of the circle.
- Instruct the kids to start by saying, "Welcome to my channel! Today we're talking about love!"
- Then, encourage them to complete the sentence: "This week I can show the love of Jesus by _____." (e.g., by sitting with someone who is alone at lunch, helping my brother with his chores without being asked, etc.)
- Instruct the kids to end their "show" by saying, "If you liked this video, make sure you hit the bell to like and subscribe!"
- Ring the bell for each kid and encourage the rest of the kids to do the same.
- Pass the microphone around the circle until everyone has had a turn.
- **[Make It Personal] Take a turn and share how you plan to show the love of Jesus this week**

What You Say:

"Those were all awesome ideas! You are all ready to be world-changers. Part of spreading Jesus' love is not just about talking about God's love but actually showing it.

"What are some ways you've seen God's love? (*Pause for responses.*) Recognizing ways you've seen God's love will help you do those things yourself. It can help you see God's goodness and give you ideas on how to share His love!

"Maybe someone forgave you when you did something wrong against them, and you can know that other people see God's love when you show forgiveness to someone.

"Maybe you saw God's love when someone helped you, and you can know that other people see God's love when you help someone.

"When we show love to others, we're sharing the good news that **[Bottom Line] God loves the whole world.** All you have to do is start by showing love to the people right in front of you."

5 min

Discussion Questions

5 min

Preteen Discussion Questions

What You Need

No supplies needed

What You Do:

Ask:

- Why do you think Nicodemus came to Jesus at night instead of during the day? What does that tell you about his curiosity or fears?
- Jesus said we need to be “born again.” What do you think that means in your own words, and how might your life look different if you let God’s Spirit make you new?
- John 3:16 says God loved the whole world. What are some groups of people or kinds of situations where it’s hardest for you to believe God loves equally—and why?
- Jesus compared the Holy Spirit to the wind—you can’t see it, but you can see what it does. Can you think of a time when you saw evidence of God’s Spirit working in you or someone else?
- Nicodemus had a lot of questions for Jesus, but he didn’t avoid Jesus—he went right to Him with his questions. What does this story teach you about bringing your doubts or questions to God?

5 min


Memory Verse Activity

5 min

Preteen – Verses to Take with You | Made to Create

What You Need

 Bibles Several

 Large piece of butcher paper or poster board 1

 Coloring supplies Several

What You Do:

- Give every kid a Bible.
- Invite them to look up John 13:34 using the Bible Navigation Tips below.

Finding verses with 4th-5th graders: Ask kids to tell you if the book of the Bible they're looking for is in the Old Testament or New Testament. If it's in the Old, instruct kids to flip slowly, starting at the front of the Bible and heading toward the back, until they find the book they're looking for. If it's in the New, instruct kids to start flipping from the back, going forward to find the book they're looking for. Once they find the book, explain that the big numbers on the page are the chapter numbers. First, have them find the chapter they're looking for. Then explain that the small numbers are verse numbers. Tell kids to find the verse within the chapter they've already found.

- Read the Memory Verse together out loud several times.
- Lay the large paper out on a table or the floor (ensure everyone can reach it).
- Write the verse clearly one time in the center of the paper as a reference.
- Challenge the kids to turn the poster into "Verse Graffiti." They should fill the remaining

What You Say:

"This looks incredible! You took Jesus' command and made it your own. In His conversation with Nicodemus, Jesus taught us that we must be 'born again.' That's not always easy to grasp, but it's the core of what Jesus asked him—and us—to understand. When we follow Jesus, there's a huge change on the inside! And then with that changed inside, we are to live out this verse! And God will help us with His Spirit inside of us!"

space by rewriting the verse in different ways: huge letters, tiny letters, sideways, drawing symbols (like a heart for "Love" or an arrow for "command"), or using creative fonts.

- Display the finished poster prominently in your small group space

EveryChild Pro-Tips:

- *Allow students to collaborate on a single section or use different colors to express their individual understanding of the verse.*




5 min

Prayer

5 min

Preteen – Make It Personal with Prayer | Made to Reflect

What You Need

-  Prepared Prayer Journals (from the Prayer Journal Activity Page) 1
-  Coloring supplies Several
-  Optional: Paper in place of the "Prayer Journal" Activity Page 1

What You Do:

- Give each kid a prayer journal. Set out the coloring supplies.
- Explain that this will be their personal journal for the month to talk to God.
- Encourage the kids to write their names on the front page of their Prayer Journal.
- Instruct the kids to open their journal to page 2 that says, "God Loves the Whole World."
 - *Optional: If you are using the paper instead of the prayer journal, instruct kids to write: "God Loves the Whole World" at the top of the page, and continue the prayer activity as written.*
- Challenge the kids to spend a few minutes quietly writing or drawing pictures of people and places that remind them that **[Bottom Line] God loves the whole world.** They could write "my family," "my friends," "people in Japan," or draw a picture of the earth.
- After a few minutes of quiet reflection, close in prayer.
- Let the kids know they'll add to their journal each week.
- Keep the prayer journals in a safe place for the following weeks.

What You Say:

"It's incredible to stop and think about just how big God's love is. Let's thank Him for that love together.

"God, thank You for loving the whole world. Thank You for loving me. It's the most amazing news ever. Help me not to just know that You love everyone, but to show it in the way I treat people this week. Help me to love others just like You have loved me. We love You, and we pray these things in Jesus' name. Amen."